

I DIN

SERIES

CONNECTION: **FRONT**
TERMINAL TYPE: **SCREW**
MOUNTING: **PANEL / DIN RAIL**

SUITABLE
FOR



OVERVIEW

- Cable secured with removable screws
- Inputs for maximum section 2.5 mm²
- Mounting to panel and 35 mm DIN rail
- Suitable for bare cables, cable with ring or pin or fork terminal

- Sturdy construction
- Excellent contact pressure on relay terminals
- No internal soldering
- Provision for fitment of keying pins
- Provision for fitment of retaining clip


MODELS



50IDIN



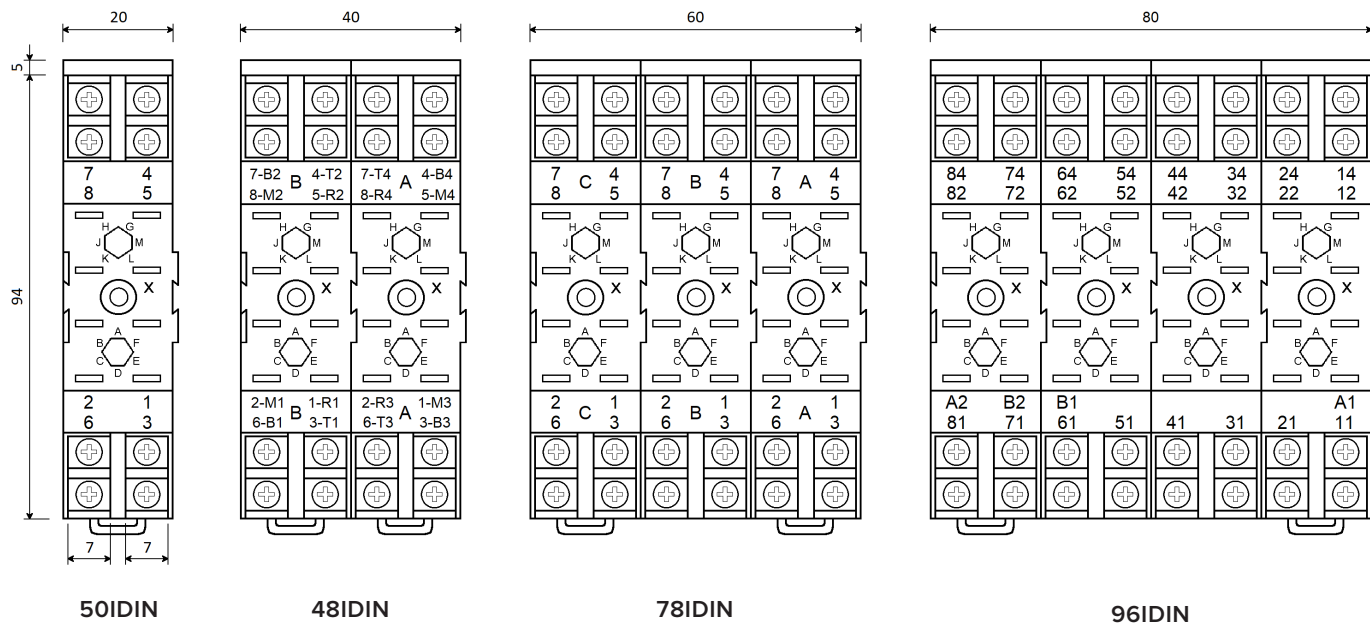
48IDIN



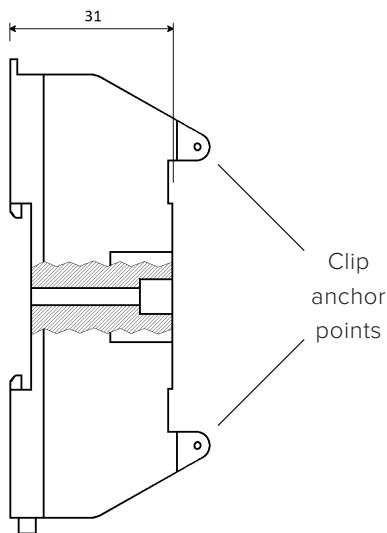
78IDIN



96IDIN



X = Fixing holes



Side view

SPECIFICATIONS

Weight: 70 / 140 / 210 / 280

Operating temperature: -50°C...+70°C

Storage temperature: -50°C...+85°C

Panel mounting:

- \varnothing holes: 4.2mm
- centre distance between adjacent holes: 20mm

Mounting to Omega support: H35 to DIN46277/3,
EN60715 standards

Degree of protection: IP10

Dielectric strength: 2.5kV 50Hz 1 min.

Type and size of screw: M3 removable with cross and slotted drive.

Tightening torque: 0.7...0.8 Nm

Width of wire stripping: 6.9 mm

Maximum section of cable: 2 x 2.5 mm²

Fire resistance: EN60695-2-11, UL94 - V0, EN45545-2

Standards: EN 61810, EN61373